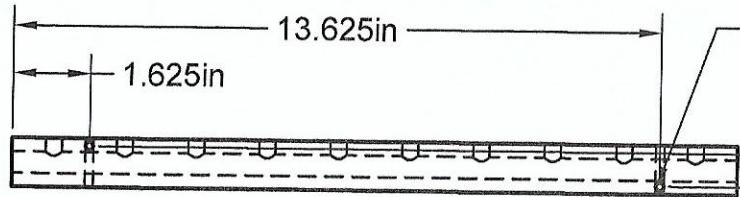
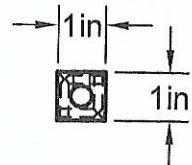
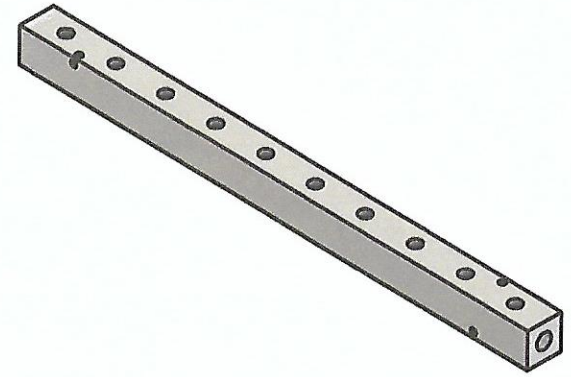


1/8" NPT PORTS
10 PORTS @ 1.50 IN CENTERS

.5in
1/4" NPT INLET
BOTH ENDS



.171 DIA MOUNTING HOLES
2 SIDES

Part Number: MS06010

A1 MANIFOLD SUPPLY
www.a1manifolds.com
 Email: sales@a1manifolds.com

Manifold Material: 6061-T6 Aluminum