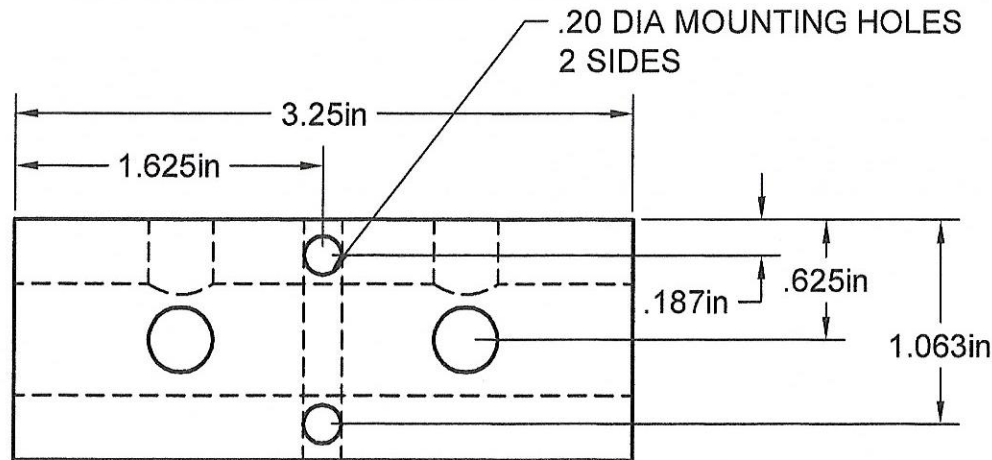
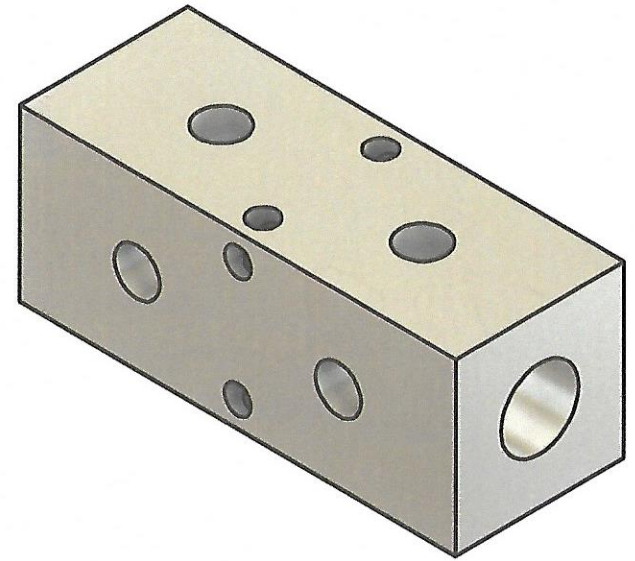
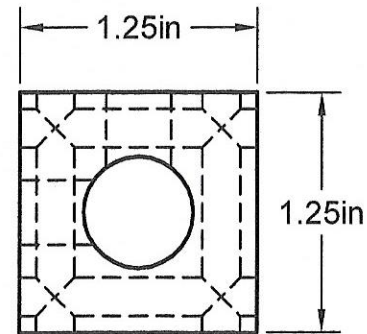


$\frac{1}{8}$ " NPT PORTS  
2 PORTS @ 90° @ 1.5 IN CENTERS

$\frac{3}{8}$ " NPT INLET  
BOTH ENDS



.20 DIA MOUNTING HOLES  
2 SIDES



Part Number: MS0702-90

**A1 MANIFOLD  
SUPPLY**  
[www.a1manifolds.com](http://www.a1manifolds.com)

Email: [sales@a1manifolds.com](mailto:sales@a1manifolds.com)

Manifold Material: 6061-T6 Aluminum