
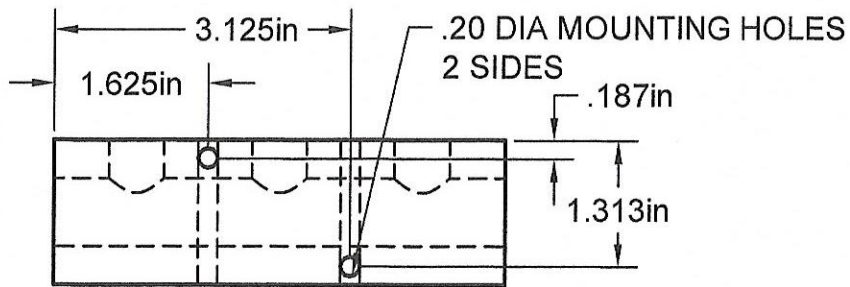


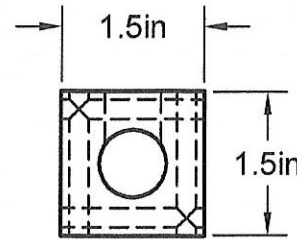
3/8" NPT PORTS  
3 PORTS @ 2.25 IN CENTERS



1/2" NPT INLET  
BOTH ENDS



.20 DIA MOUNTING HOLES  
2 SIDES



Part Number: MS1003

**A1 MANIFOLD SUPPLY**  
[www.a1manifolds.com](http://www.a1manifolds.com)  
 Email: [sales@a1manifolds.com](mailto:sales@a1manifolds.com)

Manifold Material: 6061-T6 Aluminum