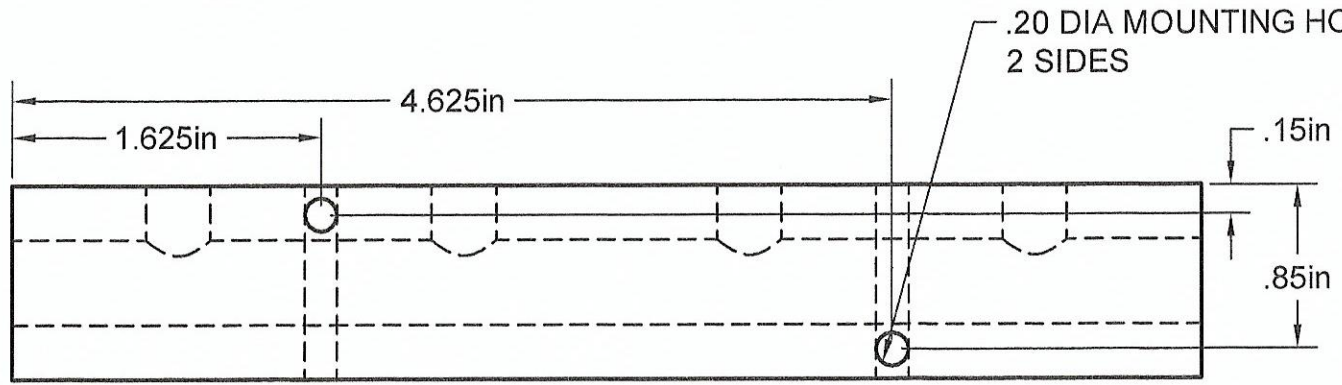
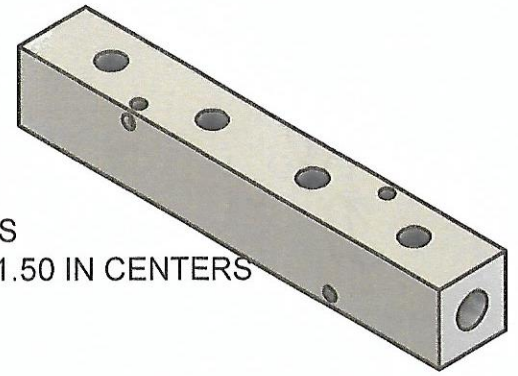


1/8" NPT PORTS  
4 PORTS @ 1.50 IN CENTERS

.5in

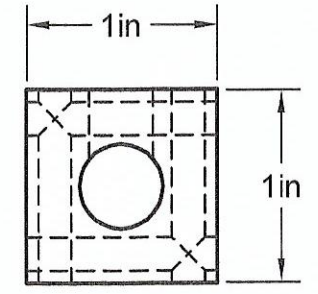
1/4" NPT INLET  
BOTH ENDS



.20 DIA MOUNTING HOLES  
2 SIDES

.15in

.85in



Manifold Material: 6061-T6 Aluminum

Part Number: MS0604

**A1 MANIFOLD SUPPLY**  
[www.a1manifolds.com](http://www.a1manifolds.com)  
 Email: [sales@a1manifolds.com](mailto:sales@a1manifolds.com)