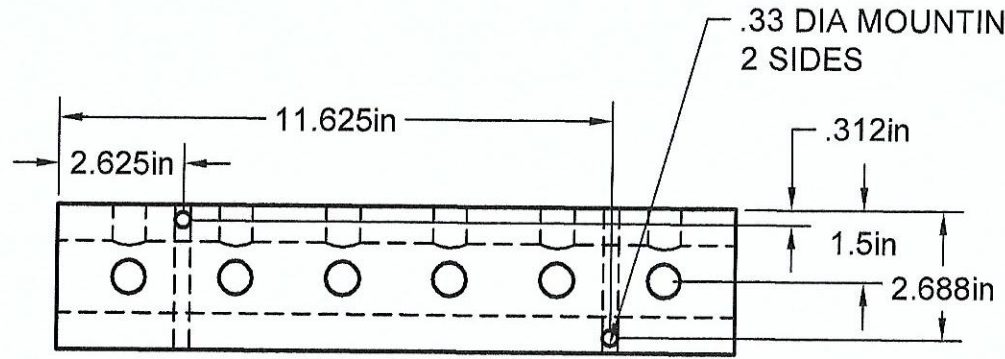
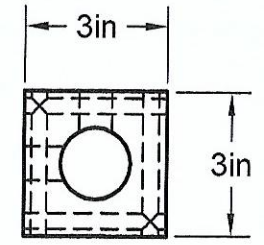
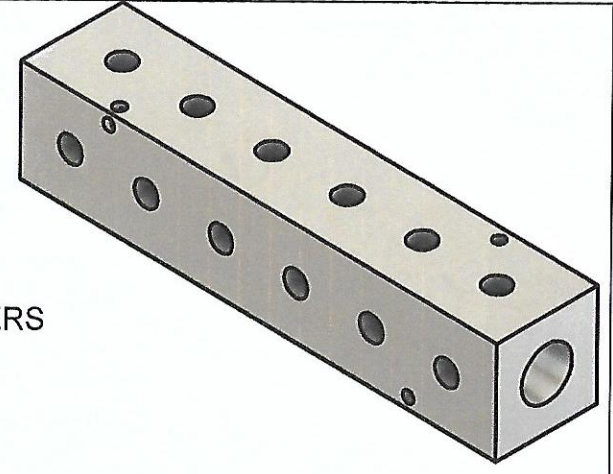


1/2" NPT PORTS
6 PORTS @ 90° @ 2.25 IN CENTERS

1 1/4" NPT INLET
BOTH ENDS



.33 DIA MOUNTING HOLES
2 SIDES

Manifold Material: 6061-T6 Aluminum

Part Number: MS1706-90

A1 MANIFOLD SUPPLY
www.a1manifolds.com
 Email: sales@a1manifolds.com