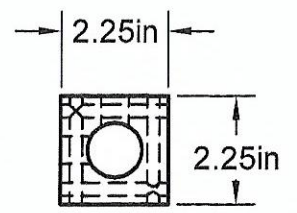
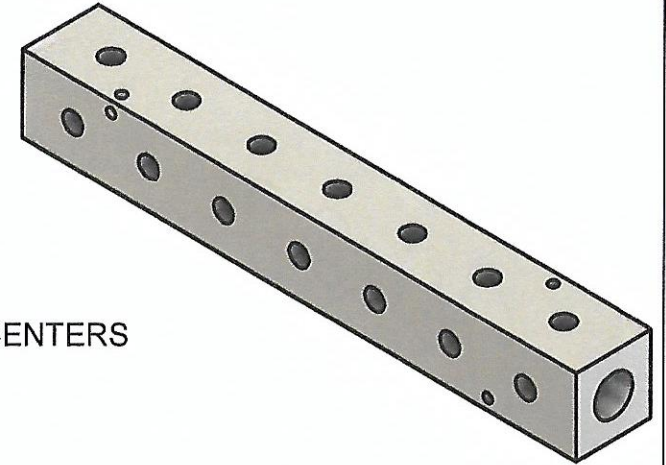


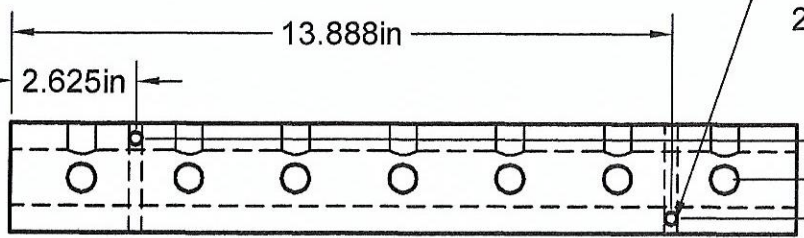
7/8" NPT PORTS  
7 PORTS @ 90° @ 2.25 IN CENTERS

1.125in

1" NPT INLET  
BOTH ENDS



.265 DIA MOUNTING HOLES  
2 SIDES



.312in  
1.125in  
1.937in

Manifold Material: 6061-T6 Aluminum

Part Number: MS1207-90

**A1 MANIFOLD SUPPLY**  
[www.a1manifolds.com](http://www.a1manifolds.com)  
 Email: sales@a1manifolds.com