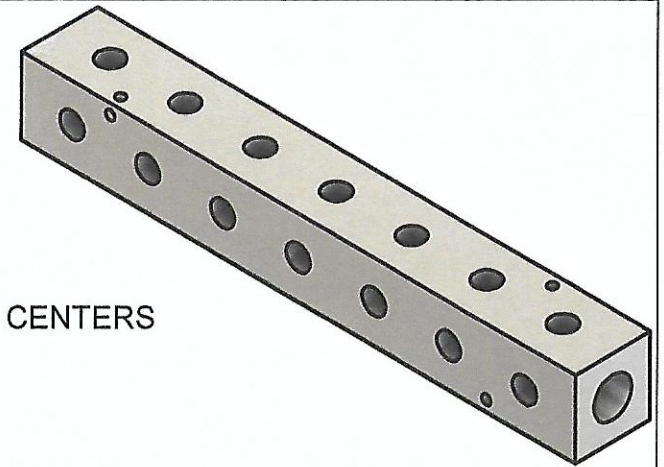
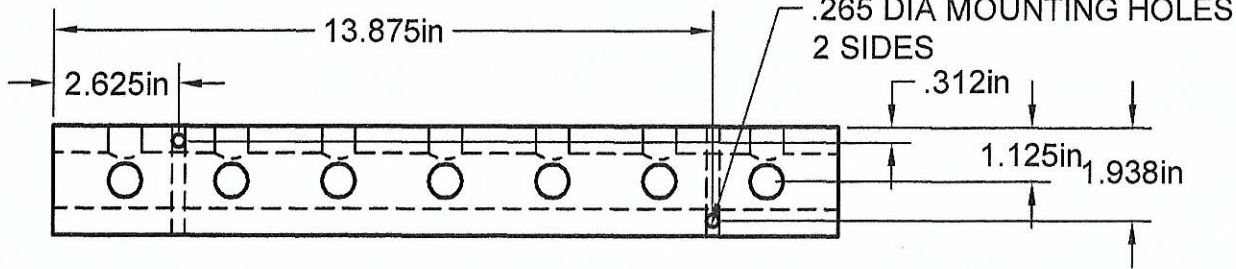
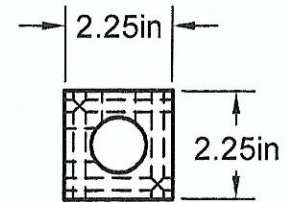


1/2" NPT PORTS  
7 PORTS @ 90° @ 2.25 IN CENTERS



1.125in

1" NPT INLET  
BOTH ENDS



Part Number: MS1307-90

**A1 MANIFOLD SUPPLY**  
[www.a1manifolds.com](http://www.a1manifolds.com)  
 Email: [sales@a1manifolds.com](mailto:sales@a1manifolds.com)

Manifold Material: 6061-T6 Aluminum