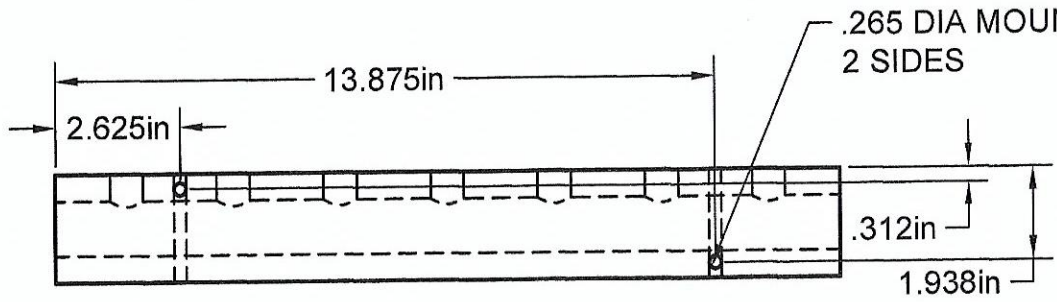
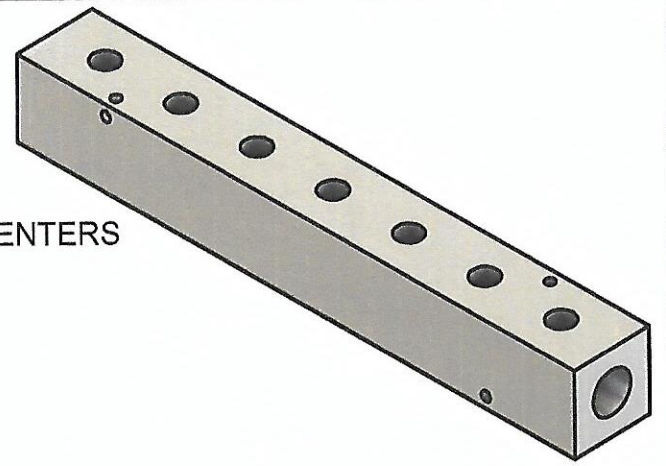
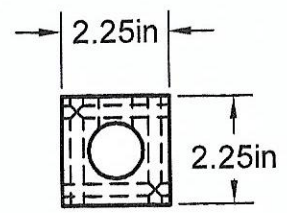


1/2" NPT PORTS
7 PORTS @ 2.25 IN CENTERS

1" NPT INLET
BOTH ENDS



.265 DIA MOUNTING HOLES
2 SIDES



Manifold Material: 6061-T6 Aluminum

Part Number: MS1307

A1 MANIFOLD SUPPLY
www.a1manifolds.com
 Email: sales@a1manifolds.com