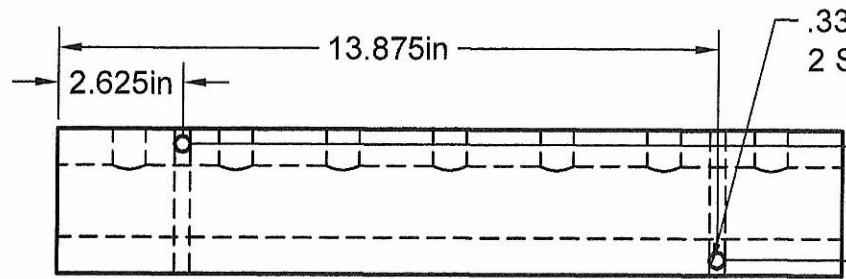
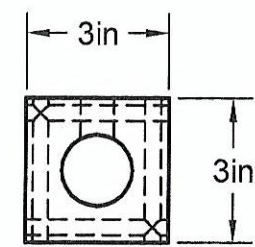
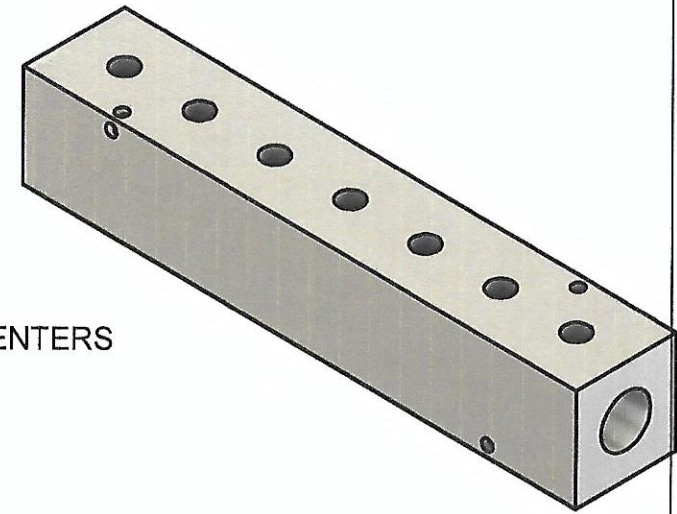


1/2" NPT PORTS  
7 PORTS @ 2.25 IN CENTERS

1.5in

1 1/4" NPT INLET  
BOTH ENDS



.33 DIA MOUNTING HOLES  
2 SIDES

.312in 2.688in

Part Number: MS1707

**A1 MANIFOLD SUPPLY**  
[www.a1manifolds.com](http://www.a1manifolds.com)  
 Email: [sales@a1manifolds.com](mailto:sales@a1manifolds.com)

Manifold Material: 6061-T6 Aluminum