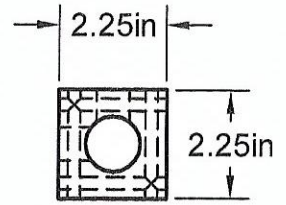
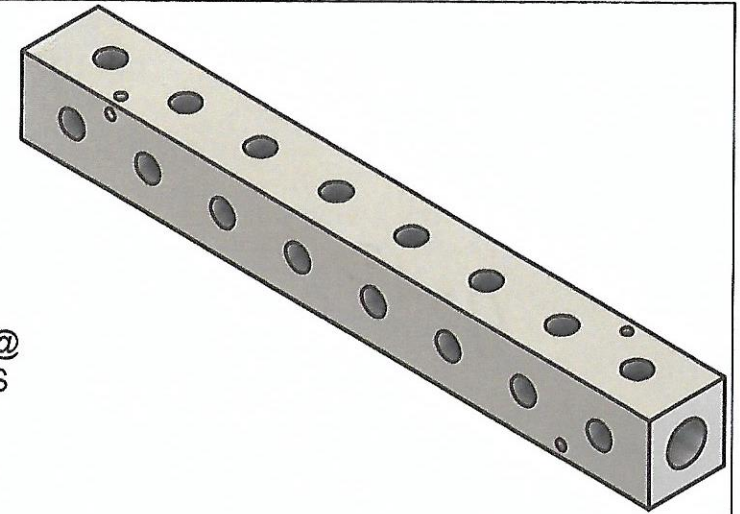


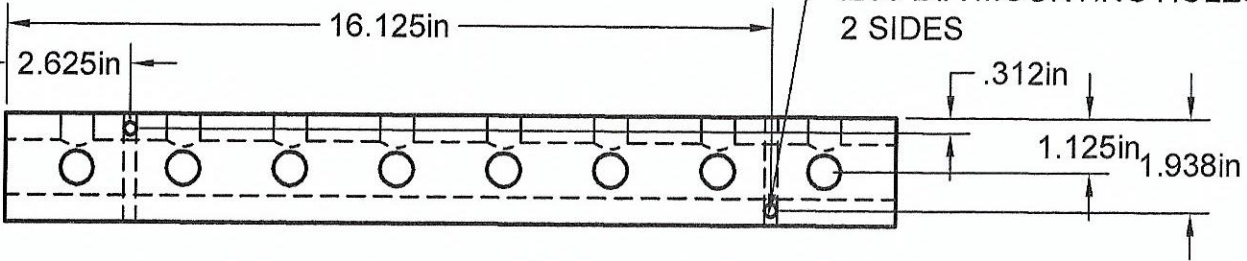
1/2" NPT PORTS
8 PORTS @ 90° @
2.25 IN CENTERS

1.125in

1" NPT INLET
BOTH ENDS



.265 DIA MOUNTING HOLES
2 SIDES



Manifold Material: 6061-T6 Aluminum

Part Number: MS1308-90

**MANIFOLD
SUPPLY**
www.a1manifolds.com
Email: sales@a1manifolds.com