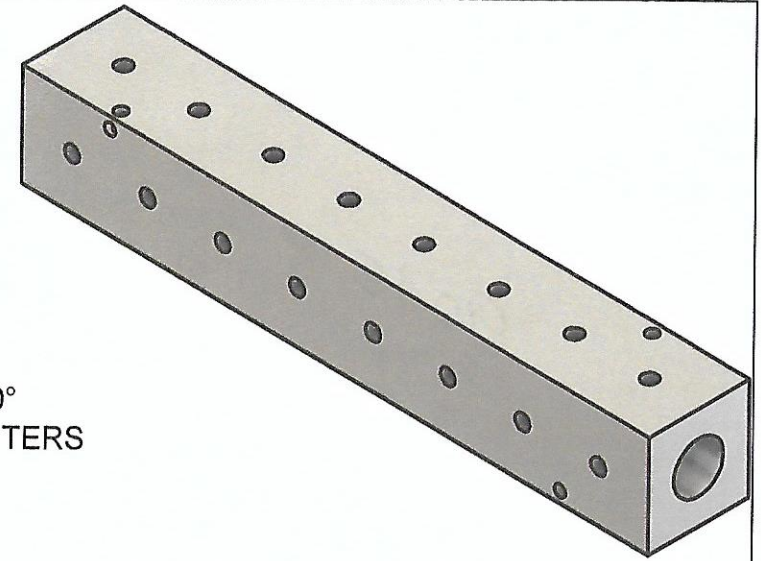
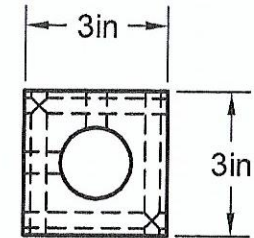


1/4" NPT PORTS  
8 PORTS @ 90°  
@ 2.25 IN CENTERS

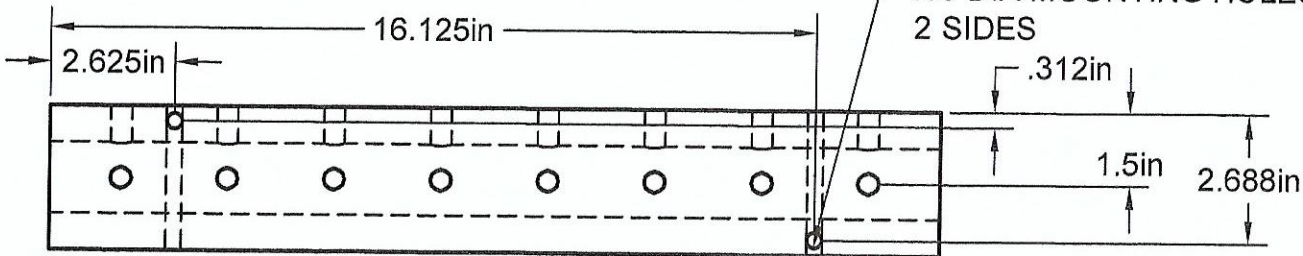


1.5in

1 1/4" NPT INLET  
BOTH ENDS



.33 DIA MOUNTING HOLES  
2 SIDES



Part Number:

MS1508-90

**A1 MANIFOLD SUPPLY**  
www.a1manifolds.com  
Email: sales@a1manifolds.com

Manifold Material: 6061-T6 Aluminum