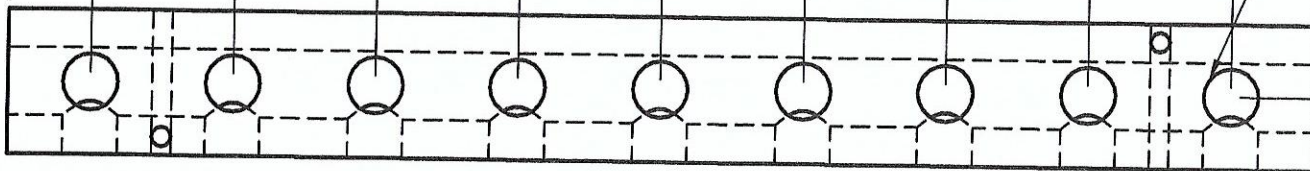
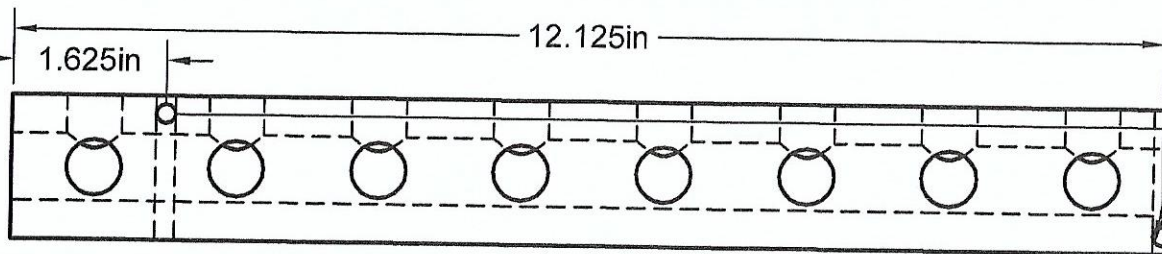
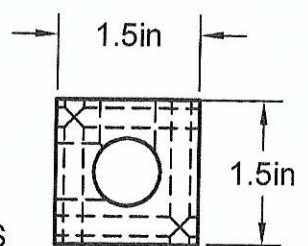


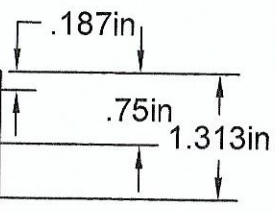
3/8" NPT PORTS
 9 PORTS @ 90° @
 1.50 IN CENTERS



1/2" NPT INLET
 BOTH ENDS



.20 DIA MOUNTING HOLES
 2 SIDES



Part Number: **MS1009-90**

A1 MANIFOLD SUPPLY
www.a1manifolds.com
 Email: sales@a1manifolds.com

Manifold Material: 6061-T6 Aluminum