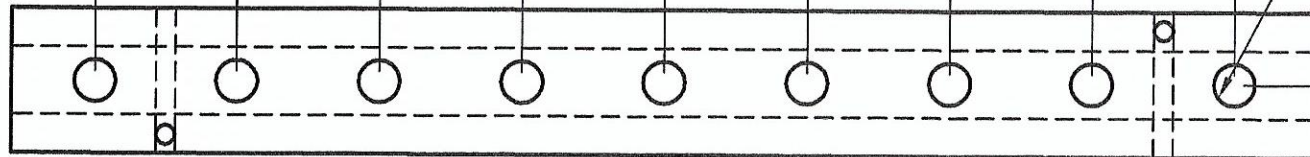
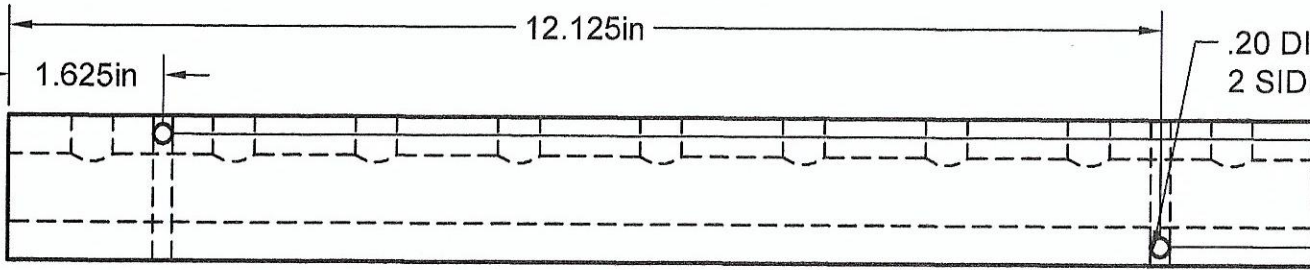
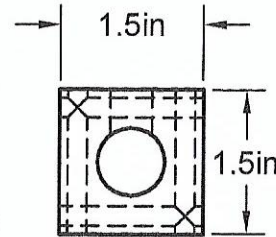


1/4" NPT PORTS
9 PORTS @ 1.50 IN CENTERS



.75in

1/2" NPT INLET
BOTH ENDS



.20 DIA MOUNTING HOLES
2 SIDES

.187in 1.313in

Part Number: MS0909



Email: sales@a1manifolds.com

Manifold Material: 6061-T6 Aluminum